

# big counter / big table

DAYS OFFICE

A relaxed gathering space fostering informal communication, with the big counter and big table serving as the central hubs of such spaces.



## FEATURES



### Attracting a gathering

A relaxed gathering space fostering informal communication. The table top has power outlets, enabling users to do their work away from their own desks. Low counters can be added inside to create a cafe corner.

### Creating an attractive ambience

The counter has a built-in overhead frame where you can hang plants and pendant lights to create an attractive ambience. Indirect lighting can be concealed in the overhead frame to illuminate the ceiling, enhancing a relaxed feel of the scene.



The wiring for the frame and power outlets can be concealed within the counter body. You can hang lights and plants from the frame. The inside of the counter has openings for power strips and LAN cables.

## VARIATIONS

### big counter

#### I configuration



#### U configuration



#### L configuration



### big table


#### High counter






# COLOR & MATERIAL


## Tabletop




MN1  
Grained natural




MMC  
Stone white



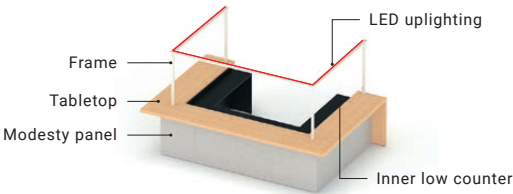
MV3  
Umber brown



MG8  
Smoked gray



MNC  
Cement white



## Modesty panel



EMC  
Stone white



MSR  
Rusty red



MSG  
Agave green



MN1  
Grained natural




MV3  
Umber brown




MNC  
Cement white

## Frame




Y7B  
Beige white

## Inner low counter




E6B  
Black



MNB  
Black

### Accent natural





Tabletop

Modesty panel

Frame

Inner low counter







Tabletop

Modesty panel

Frame

Inner low counter







Tabletop

Modesty panel

Frame

Inner low counter







Tabletop

Modesty panel

Frame

Inner low counter







Tabletop

Modesty panel

Frame

Inner low counter






Tabletop


Modesty panel

Frame

Inner low counter



### Comfort chic





Tabletop

Modesty panel

Frame

Inner low counter






Tabletop


Modesty panel

Frame

Inner low counter



### Light modern





Tabletop

Modesty panel

Frame

Inner low counter






Tabletop

Modesty panel

Frame

Inner low counter



### Counter with inner low counter



### Counter without inner low counter



The interior surface of the main counter is always black regardless of your color choice.

## ACCESSORIES




These accessories add comfort to the area. A user-friendly utility cart can be encased inside of the counter.



Inner low counter



Shaded pendant light



Exposed bulb light



Standing planter box



Hanging planter box



Hook



Rug



Open utility cart with wooden shelves



Open utility cart with steel shelves



Utility cart with doors



Utility cart with separate trash pails and liquid disposal



Utility cart for concealing under-counter storage

## ACCESSORIES



A shelving unit or perforated panel can be installed on the counter-top. Accessories are available for the perforated panel.




Shelving unit



Perforated panel

---

### Accessories for the perforated panel



Hook set



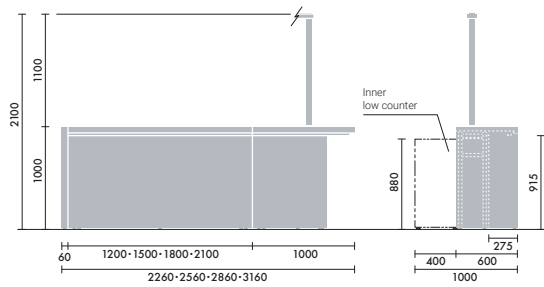
Blackboard set



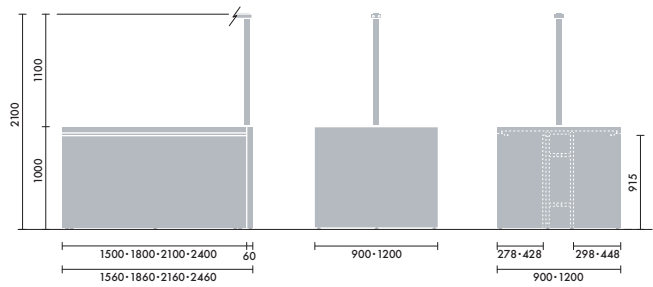
Spotlight for big counter

# DIMENSIONS

## big counter

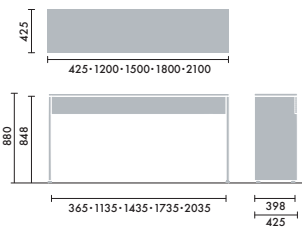


## big table

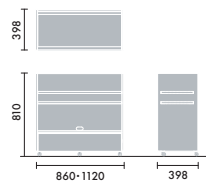


## Accessories

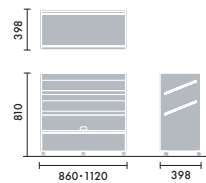
### Inner low counter



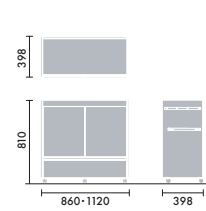
### Open utility cart with wooden shelves



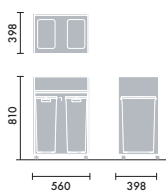
### Open utility cart with steel shelves



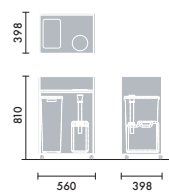
### Utility cart with doors



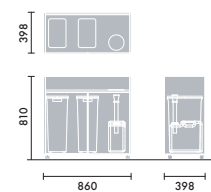
### Utility cart with separate trash pails



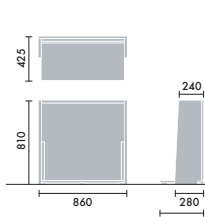
### Utility cart with liquid disposal



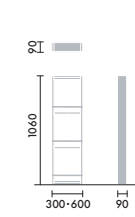
### Utility cart with separate trash pails and liquid disposal



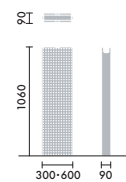
### Utility cart for storage




### Shelving unit



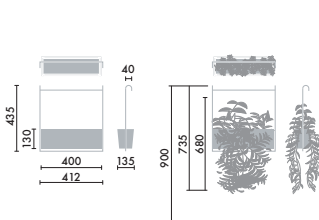
### Perforated panel



### Standing planter box



### Hanging planter box



Note: For installation, please ensure at least 900 mm space clearance under the hanger.

# MATERIALS

## big counter

### Tabletop

Surface: Melamine board.  
Edge: Veneer-polyurethane with finishing coating.  
Core: LVL, plywood.

### Modesty panel

Surface: Printed plywood.  
Edge: ABS.  
Core: LVL.

### Rear panel

Surface: Printed plywood.  
Edge: ABS.  
Core: LVL.

### End panel

Surface: Melamine board, printed plywood.  
Edge: Veneer-polyurethane with finishing coating (side edges); ABS, melamine board (upper and lower edges).

### Frame

Powder-coated steel.

## big table

### Tabletop

Surface: Melamine board.  
Edge: Veneer-polyurethane with finishing coating.  
Core: LVL.

### Modesty panel

Surface: Printed plywood.  
Edge: ABS.  
Core: LVL.

### Rear panel

Surface: Printed plywood.  
Edge: ABS.  
Core: LVL.

### End panel

Surface: Melamine board, printed plywood.  
Edge: Veneer-polyurethane with finishing coating (side edges); ABS, melamine board (upper and lower edges).

### Frame

Powder-coated steel.